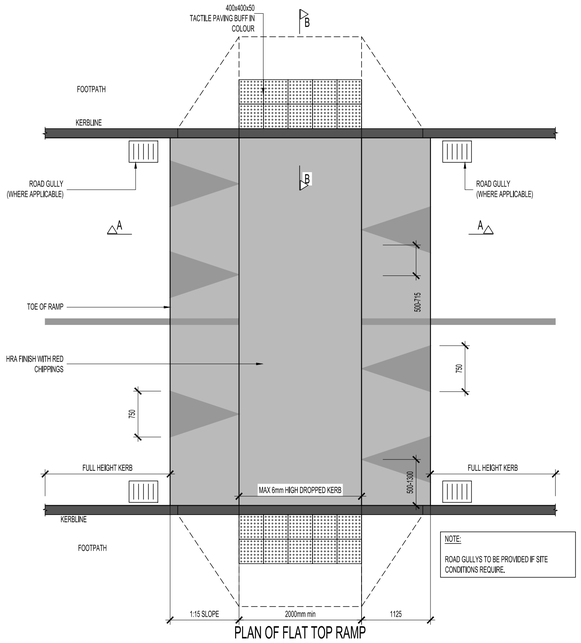

NOTE:

ROAD GULLYS TO BE PROVIDED IF SITE CONDITIONS REQUIRE.

PLAN OF FLAT TOP RAMP
SCALE 1:50

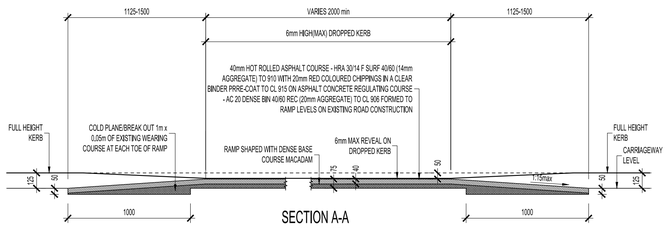

SECTION A-A
SCALE 1:25

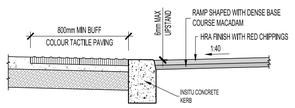

SECTION B-B
SCALE 1:25

FIGURE 1A

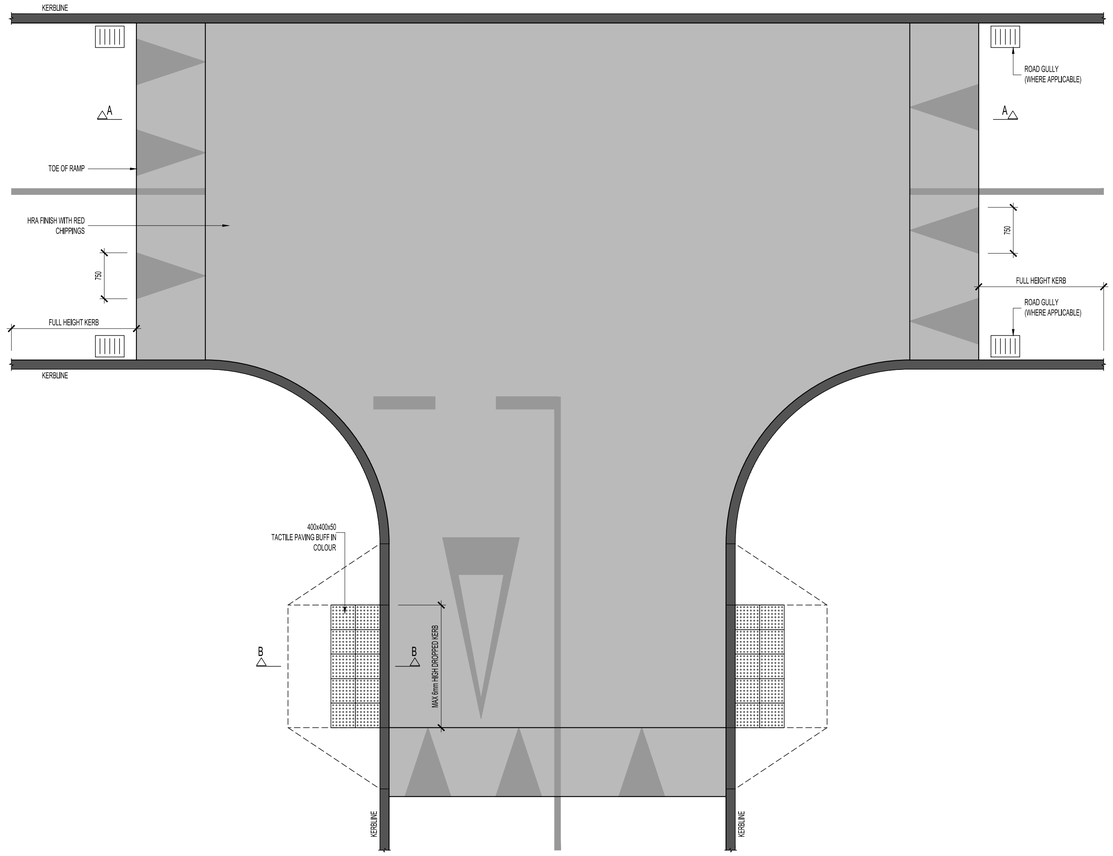

FIGURE 1B

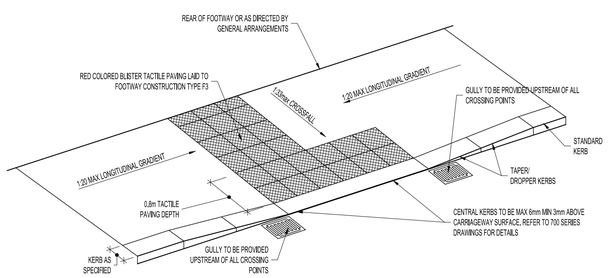

DETAIL SPECIFIC NOTE:

1. CONTRACTOR TO SUPPLY CUTTING PLAN FOR INDIVIDUAL CROSSINGS FOR AGREEMENT WITH EMPLOYERS REPRESENTATIVE 5 DAYS IN ADVANCE OF WORKS

CONTROLLED DISHED CROSSING WITH TACTILE PAVING
SCALE 1:50

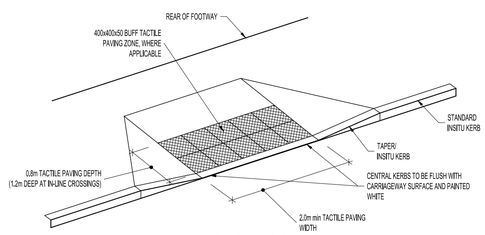

UNCONTROLLED DISHED CROSSING WITH TACTILE PAVING
SCALE 1:50

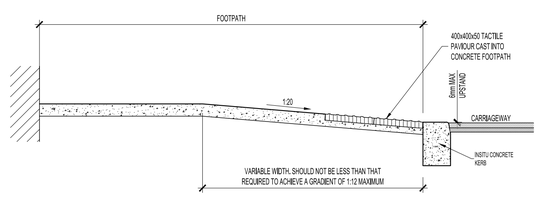

TYPICAL SECTION THROUGH DISHED CROSSING
SCALE 1:25

FIGURE 1C

ON ORIGINAL

0 5 10 15 20 25 30 40 50mm

© COPYRIGHT OF THIS DRAWING IS RESERVED BY DBFL CONSULTING ENGINEERS. NO PART SHALL BE REPRODUCED OR TRANSMITTED WITHOUT THEIR WRITTEN PERMISSION.

NO CHANGES OF WHATSOEVER NATURE ARE TO BE MADE TO ANY DETAILS SET OUT OR CONTAINED IN ANY DBFL SPECIFICATIONS OR DRAWINGS UNLESS THE EXPRESS CONSENT HAS BEEN OBTAINED IN ADVANCE, IN WRITING, FROM DBFL.

NOTES

1. ALL WORKS TO BE CONSTRUCTED IN ACCORDANCE WITH THE NRA SPECIFICATION FOR ROAD WORKS UNLESS OVERRIDDEN BY LOCAL OVERSEEING AUTHORITY'S STANDARDS
2. SUB-BASE MATERIAL SHALL COMPLY WITH CLAUSE 808 GRANULAR MATERIAL TYPE B OF NRA's SPECIFICATION FOR ROAD WORKS (SRW) & SHALL SATISFY THE REQUIREMENTS OF TABLE 8/4 & 8/2.
3. SUB FORMATION & CAPPING MATERIAL SHALL COMPLY WITH CLAUSE 613 OF THE NRA'S 'SPECIFICATION FOR ROAD WORKS' & SHALL SATISFY THE REQUIREMENTS OF TABLE 6/1 & 6/2.
4. STONE BLINDING WITH 2-6.3mm AGGREGATE SHALL MEET THE FOLLOWING GRADINGS, IN ACCORDANCE WITH BS EN 13242

BS SIEVE SIZE (mm)	% BY MASS PASSING
14	100
10	98-100
6.3	85-99
2.0	0-20
1.0	0-5

5. ANY ROADS PROPOSED TO BE USED FOR CONSTRUCTION TRAFFIC ARE TO HAVE INCREASED DEPTH OF SUB-BASE FOR THE DURATION OF CONSTRUCTION IN ACCORDANCE WITH DBFL SPECIFICATIONS.
6. ALL WORKS SHALL BE COMPLETED IN ACCORDANCE WITH THE REQUIREMENTS OF THE LOCAL AUTHORITY.
7. ALL GEOGRIDS TO BE LAID IN ACCORDANCE WITH MANUFACTURERS SPECIFICATIONS.
8. ALL AGGREGATES PROPOSED FOR USE ON THIS SCHEME SHALL MEET FULLY THE REQUIREMENTS OF THE NRA SPECIFICATION FOR ROAD WORKS AND IN ADDITION THE REQUIREMENTS STATED IN STANDARD RECOMMENDATION S.R. 21:2014 GUIDANCE ON THE USE OF I.S. EN 13242:2002 +A1:2007-AGGREGATES FOR UNBOUND AND HYDRAULICALLY BOUND MATERIALS FOR USE IN CIVIL ENGINEERING WORK AND ROAD CONSTRUCTION.
9. ALL REFERENCES TO SERIES 900 OF NRA SPECIFICATION REFER TO SERIES 900 DATED DECEMBER 2014.

rev	date	description	by	chkd.
P01	01-09-22	STAGE 3 SHD PLANNING	GMC	BCM

client approval
- A - Approved
- B - Approved with comments
- C - Do not use

suitability: S2 - INFORMATION
issue purpose: PLANNING

DBFL Consulting Engineers
Civil, Structural & Transportation Engineering
www.dbfl.ie

DUBLIN OFFICE: Ormond House, Upper Ormond Quay, Dublin 7, D07 W704
PHONE +353 1 400 4000

CORK OFFICE: 14 South Mall, Cork, T12 CT91
PHONE +353 21 2024538

WATERFORD OFFICE: Suite 8b The Atrium, Maritana Gate, Canada Street, Waterford, X91 W028
PHONE +353 51 309 500

project ref.
ASHBOURNE SHD

drawing title
TYPICAL ROADS CONSTRUCTION DETAILS SHEET 1

client
ARNUB LTD. & ASPECT HOMES (ADC) LTD

designed by	author	scale	sheet size
BCM	GMC	AS NOTED	A1

drawing no.: 200059-DBFL-RD-SP-DR-C-5201
revision: P01